


**HISPEED**®

# EGG Machines



**Hispeed Group Inc.**



## Company Introduction

Originally founded in 2016, Hispeed Group Inc. is a professional manufacturer integrating the production, innovation, R & D and sales of egg processing machines , valves, roll grooving tools, fire sprinklers, bathroom sprinklers and other products.

The company pays much attention to scientific and quality management. We have professional valve research institute, and products are designed with 2D&3D. It was granted ISO 9002 certificate , Environmental Management System(EMS) ISO14001 certificate.

The Group covers 20000 square meters and owns 200 employees. There are several machine shops.

The egg processing machines sell well in many countries and regions such as North America, South America, Europe, Africa, Middle East and Southeast Asia.

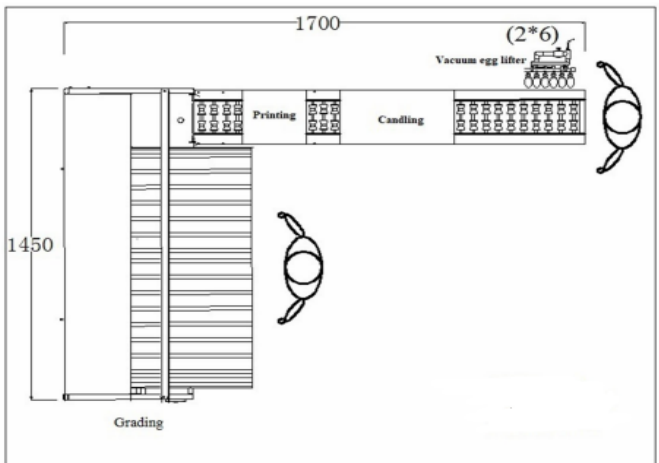
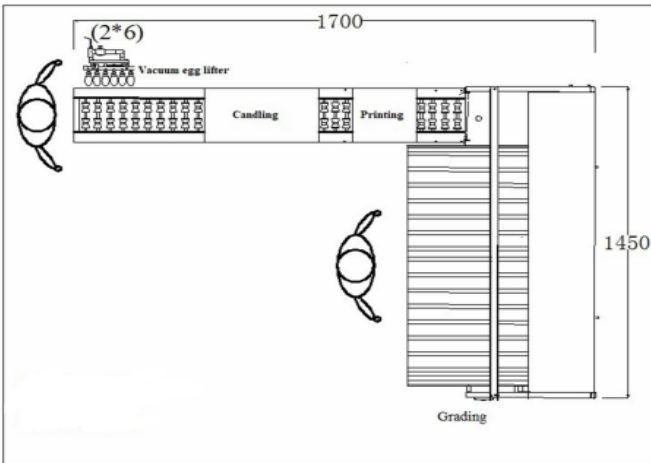
Our products enjoy high reputation at home and abroad. We are expecting to become your long term partner in China.





- Made of carbon steel and a plastic coating process that enables greater durability.
- Can sort eggs into maximum of 7grades with accuracy with in  $\pm 1g$  and capacity of 4000 eggs/hour.
- Includes egg grading & candling, optional egg printer and vacuum egg lifter.
- Have different egg grader models with egg loading roller from either the left or the right hand side.

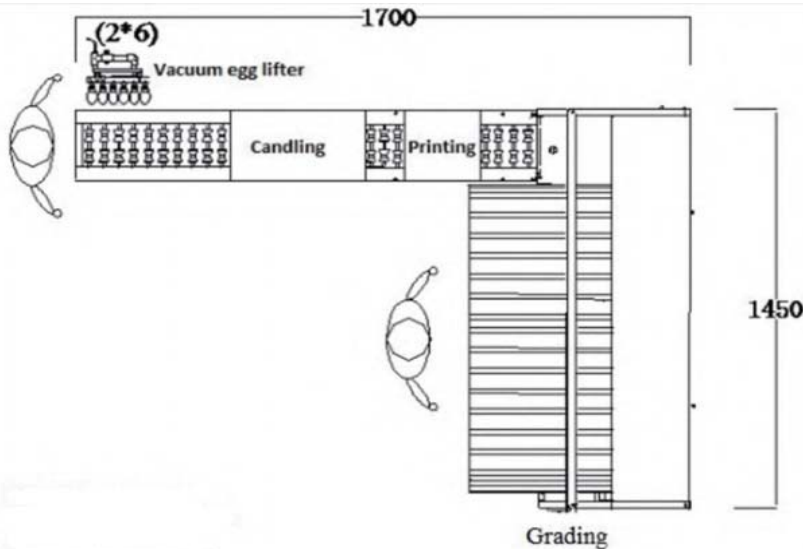
Model	EG1A	Power	320W, 50HZ
Product code	EG1A	Voltage	220V-240V, Single phase
Capacity	4,000 eggs/hour	Dimension (L*W*H)	1.7*1.45*1 M
Accuracy	$\pm 1g$	Net weight	150 kg
Grades	7	Gross weight	240 kg
Function		Egg grading & candling	





- Made of carbon steel and a plastic coating process that enables greater durability.
- Can sort eggs into maximum of 7 grades with accuracy with in  $\pm 1g$  and capacity of 4000 eggs/hour.
- Includes egg grading & candling, optional egg printer and vacuum egg lifter.
- Workers can check the cracked, dirty and other unqualified eggs through LED candling booth and pick them out manually. The candling booth includes the candling cover and mirror to reinforce the candling result.

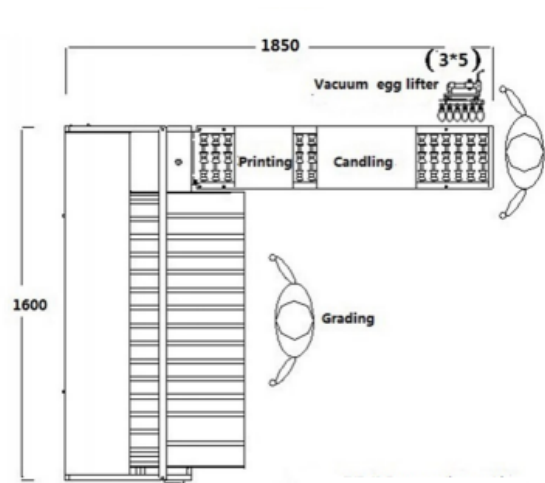
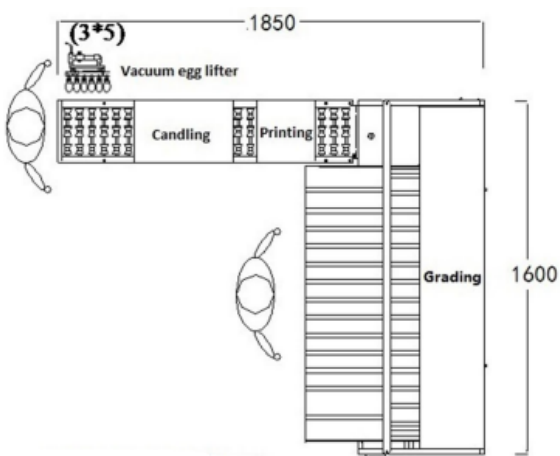
Model	EG1B	Power	218W, 50HZ
Product code	EG1B	Voltage	220V-240V, Single phase
Capacity	4,000 eggs/hour	Dimension (L* W* H)	1.7*1.45*1 M
Accuracy	$\pm 1g$	Net weight	160 kg
Grades	7	Gross weight	260 kg
Function		Egg grading & candling	





- Made of carbon steel and a plastic coating process that enables greater durability.
- Can sort eggs into maximum of 5 grades with accuracy within  $\pm 1g$  and capacity of 5400 eggs/hour.
- Includes egg grading & candling, optional egg printer and vacuum egg lifter.
- Have different egg grader models with egg loading roller from either the left or the right hand side.

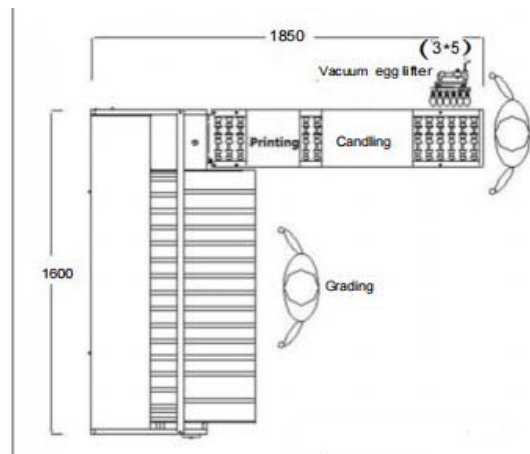
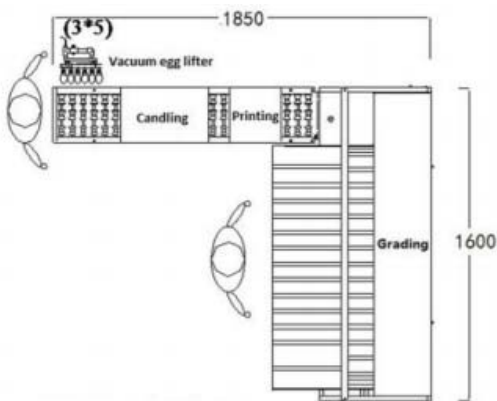
Model	EG2A	Power	380W, 50HZ
Product code	EG2A	Voltage	220V-240V, Single phase
Capacity	5400 eggs/hour	Dimension (L* W* H)	1.85*1.6*1.06 M
Accuracy	$\pm 1g$	Net weight	180 kg
Grades	5	Gross weight	280 kg
Function	Egg grading & candling		





- Made of stainless steel greater durability.
- Can sort eggs into maximum of 5 grades with accuracy within  $\pm 1g$  and capacity of 5400 eggs/hour.
- Includes egg grading & candling, optional egg printer and vacuum egg lifter.
- Have different egg grader models with egg loading roller from either the left or the right hand side.

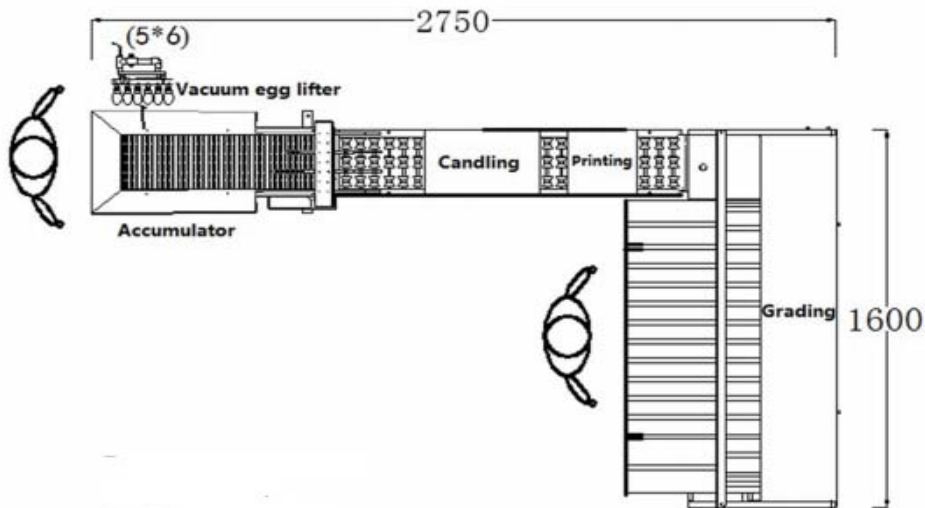
Model	EG2B	Power	227W, 50HZ
Product code	EG2B	Voltage*	220V-240V Single phase
Capacity	5400 eggs/hour	Dimension (L* W* H)	1.85*1.6*1 M
Accuracy	$\pm 1g$	Net weight	200 kg
Grades	5	Gross weight	300 kg
Function	Egg grading & candling		





- Constructed from high quality stainless steel for great durability and hygiene.
- The EG2BS egg grader is a combination of the EG2B egg grader, accumulator and vacuum egg lifter, and optional egg printer.
- Includes vacuum loading, accumulator, egg grading & candling and optional egg printer.
- Vacuum Vacuum loading 30 eggs at one time on the accumulator by using the vacuum egg lifter.

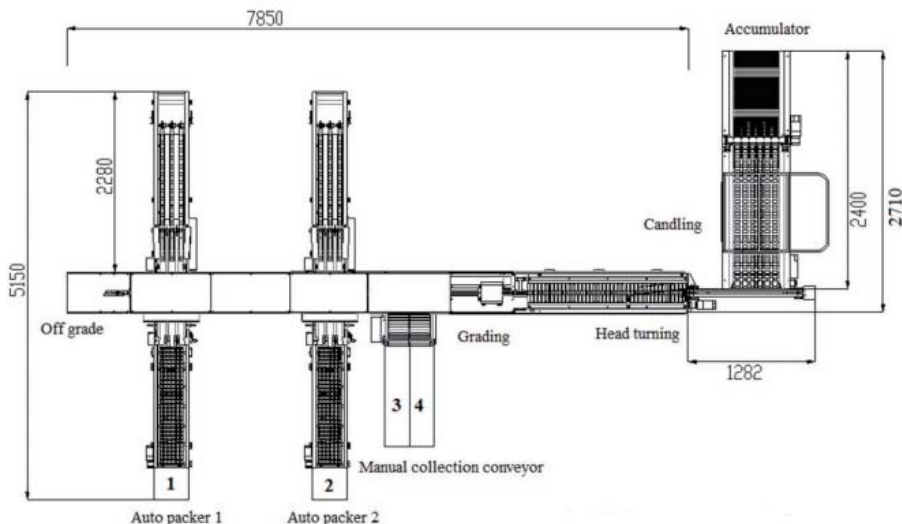
Model	EG2BS	Power	867W, 50HZ
Product code	EG2BS	Voltage	220V-240V Single phase
Capacity	5400 eggs/hour	Dimension (L*W*H)	2.75*1.6*1.6 M
Accuracy	±1g	Net weight	315 kg
Grades	5	Gross weight	425 kg
Function	vacuum loading, accumulator, egg grading & candling and optional egg printer		





- Constructed from high quality stainless steel for great durability and hygiene.
- Equipped with colour touchscreen PLC control and self-diagnose system and can sort eggs into 4 grades with accuracy  $\pm 1g$ .
- Can count the output of each grade per shift and also can accumulate the total quantity of each grade.
- Includes accumulator , candling booth , head turning , grading , counting , auto-packer , manual collection conveyor and the optional vacuum egg lifter and egg printer.
- The auto-packer can pack eggs into the 10,12,15,18,20,24 and 30 egg trays(cartons) automatically.

Model	EG4A
Product code	EG4A
Capacity	10,000 eggs/hour,
Grading accuracy	$\pm 1g$
Grade	4
Power	3.8 KW, 50HZ
Voltage*	220V-240V, Single phase/ 380V-415V, 3-phase
Dimension (L* W* H)	9.13*5.27*2 M
Net weight	700kg
Gross weight	1100kg
Function	Accumulator, candling booth, head turning, grading & counting, auto-packer and manual collection conveyor

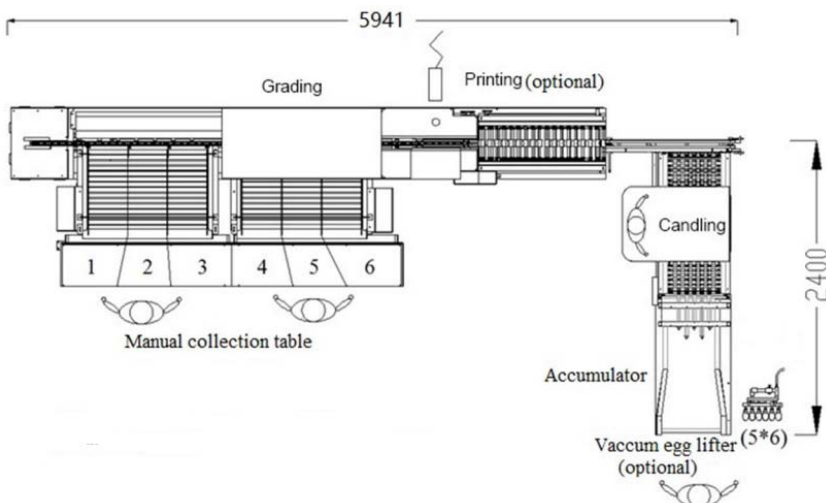






- Constructed from high quality stainless steel for great durability and hygiene.
- Equipped with colour touchscreen PLC control and self-diagnose system and can sort eggs into 6 grades with accuracy  $\pm 1g$ .
- Can count the output of each grade per shift and also can accumulate the total quantity of each grade.
- Includes accumulator , candling booth , head turning , grading , counting , auto-packer , manual collection conveyor and the optional vacuum egg lifter and egg printer.
- Equipped with locking casters that makes things easier when installing cleaning and during maintenance.

Model	EG4B
Product code	EG4B
Capacity	10,000 eggs/hour
Accuracy	$\pm 1g$
Grades	6
Power	1.1KW,50HZ
Voltage*	220V-240V, Single phase/ 380V-415V, 3-phase
Dimension (L*W*H)	5.94*2.8*2 M
Net weight	550 Kg
Gross weight	950 kg
Function	Accumulator, candling booth, grading & counting, manual collection table



**EG7 Egg grader**

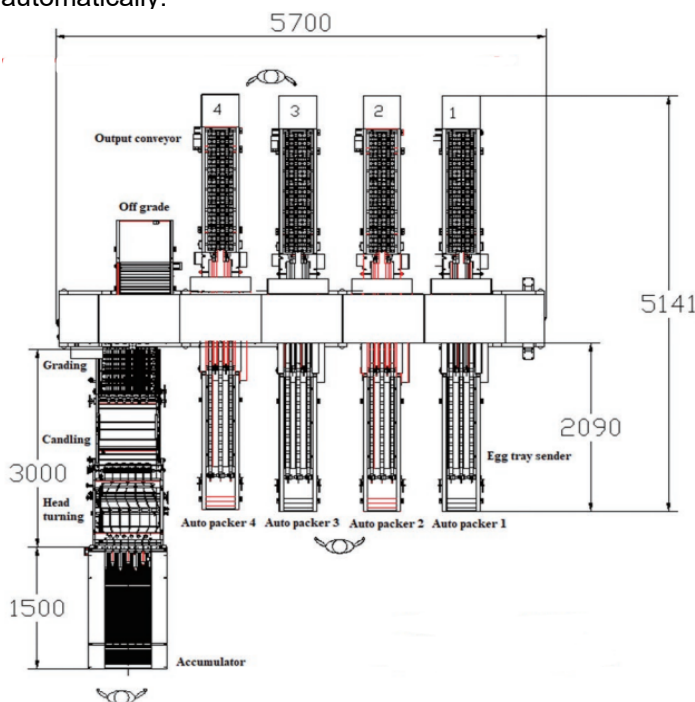
**Egg Grader**

**Egg Machines**



- Constructed from high quality stainless steel for great durability and hygiene.
- Equipped with colour touchscreen PLC control and self-diagnose system and can sort eggs into 4 grades with accuracy  $\pm 1g$ .
- Can count the output of each grade per shift and also can accumulate the total quantity of each grade.
- Includes accumulator , candling booth , head turning , grading , counting , auto-packer , manual collection conveyor and the optional vacuum egg lifter and egg printer.
- The auto-packer can pack eggs into the 10,12,15,18,20,24 and 30 egg trays(cartons) automatically.

Model	EG7
Product code	EG7
Capacity	20,000-25,000 eggs/hour
Grading accuracy	$\pm 1g$
Grade	4
Power	5.63 KW, 50HZ
Voltage*	220V-240V, Single phase/ 380V-415V, 3-phase
Dimension (L*W*H)	7.55*5.7*2 M
Net weight	1000 kg
Gross weight	1850 kg
Function	Egg accumulator & head turning & candling booth, grading & counting, auto-packer, manual collection conveyor and optional egg printer



## EW0A Egg washer

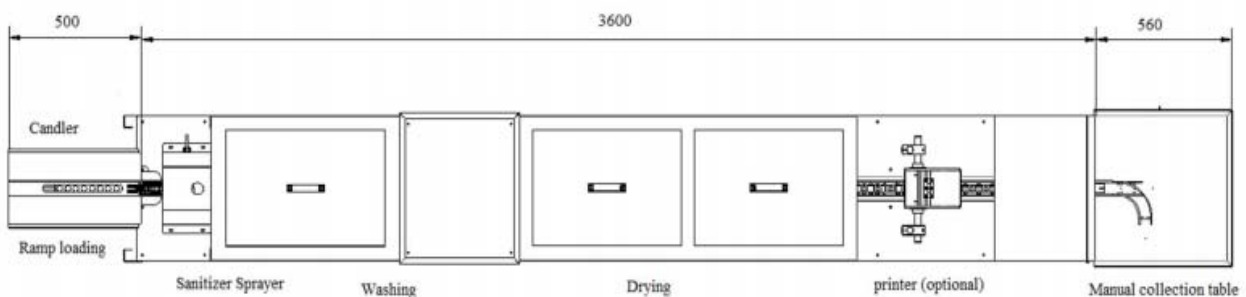
## Egg Washer

## Egg Machines



- Made of strong stainless steel for great durability and hygiene.
- Includes ramp loading, candling, sanitizer sprayer, washing, drying, manual collection table and optional egg printer with capacity of 3000 eggs/hour.
- The sanitizer sprayer sprays sanitizer or detergent (customer provides) onto eggs automatically for food security purpose. The eggs are cleaned by brushes with warm water (customer provides water heater).
- Water on eggs will be swept off by the drying brushes, meanwhile the eggs themselves are dried by the drying fan system, the drying rate can reach up to 95% depending on the environment humidity.
- Only 2 workers are required (one for loading & candling and the other for packing).

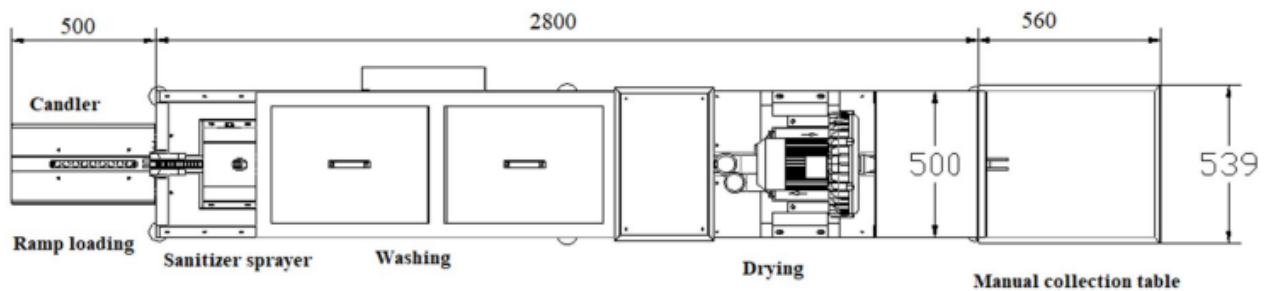
Model	EW0A
Product code	EW0A
Capacity	3000 eggs/hour
Power	5.8kw, 50Hz
Voltage*	220V-240V, Single phase/ 380V-415V, 3-phase
Dimension (L*W*H)	4.62*0.54*1.6 M
Net weight	350kg
Gross weight	700kg
Function	Ramp loading, candling, sanitizer sprayer, washing, drying and manual collection table





- Made of strong stainless steel for great durability and hygiene.
- Includes ramp loading, candling, sanitizer sprayer, washing, drying, manual collection table with capacity of 3000 eggs/hour.
- The sanitizer sprayer sprays sanitizer or detergent (customer provides) onto eggs automatically for food security purpose. The eggs are cleaned by brushes with warm water (customer provides water heater).
- Ideal for free ranged egg farms and meets the egg cleaning requirements.
- Only 2 workers are required (one for loading & candling and the other for packing).
- Has a compact structure and occupies minimal space.

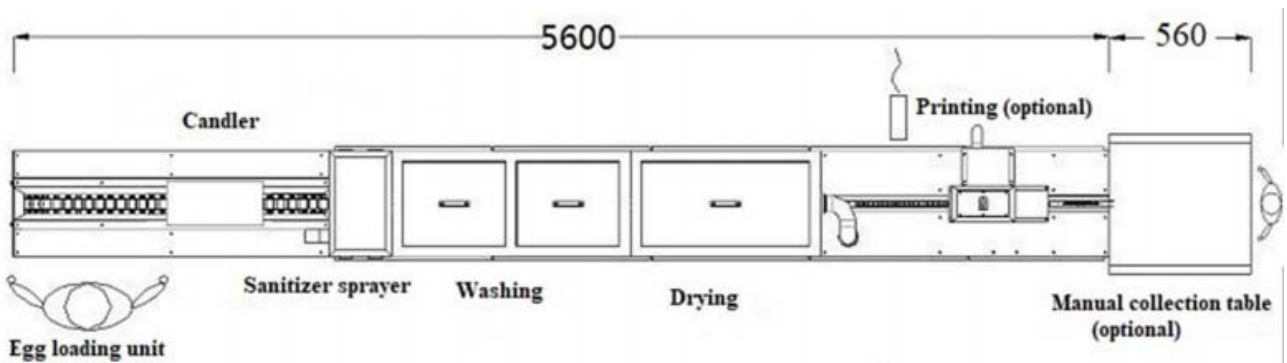
Model	EW0AS
Product code	EW0AS
Capacity	2,000 eggs/hour
Power	3.9KW, 50HZ
Voltage*	220V-240V, Single phase
Dimension (L*W*H)	3.92*0.54*1.6M
Net weight	250kg
Gross weight	500kg
Function	Ramp loading, candling, sanitizer sprayer, washing, drying and manual collection table





- Made of strong stainless steel for great durability and hygiene.
- Includes egg loading unit, candler, sanitizer sprayer, washing, drying, manual collection table and optional egg printer with capacity of 5000 eggs/hour.
- The sanitizer sprayer sprays sanitizer or detergent (customer provides) onto eggs automatically for food security purpose. The eggs are cleaned by brushes with warm water (customer provides water heater).
- Water on eggs will be swept off by the drying brushes, meanwhile the eggs themselves are dried by the drying fan system. The drying rate can reach up to 95% depending on the environmental humidity.
- Makes egg loading easier if you have the optional accumulator and the vacuum egg lifter.

Model	EW1A
Product code	EW1A
Capacity	5,000 eggs/hour
Power	7.9kw, 50HZ
Voltage*	380V-415V, 3-phase
Dimension (L*W*H)	6.2*0.64*1.4M
Net weight	600 kg
Gross weight	960 kg
Function	Egg loading unit, candler, sanitizer sprayer, washing, drying, manual collection table and optional egg printer.



## EW2A Egg washer

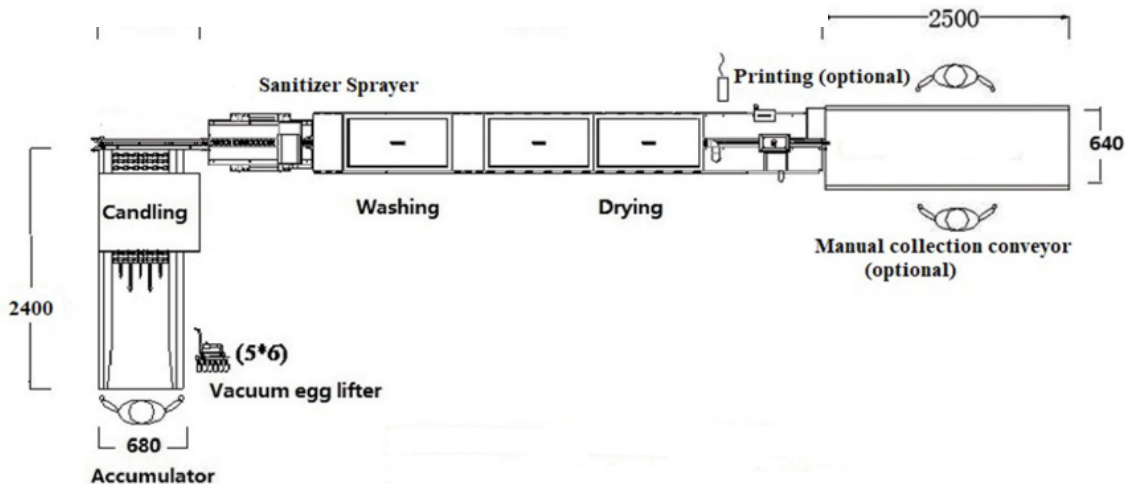
## Egg Washer

## Egg Machines



- Made of strong stainless steel for great durability and hygiene.
- EW2A egg washer is combination of vacuum egg lifter, the accumulator, the main machine and optional egg printer and manual collection conveyor with capacity of 10000 eggs/hour.
- Eggs are vacuum lifted and loaded onto the accumulator by using the vacuum egg lifter. 6 rows LED lights are added under the accumulator and workers can pick out any cracked, dirty or any unqualified eggs through the LED lights. The LED candling booth equips with candling cover and mirror as well to reinforce the candling result. The accumulator will direct 6 lines of eggs into 1 line and transport them to the single loading unit of egg washer.
- The sanitizer sprayer sprays sanitizer or detergent (customer provides) onto eggs automatically for food security purpose. The eggs are cleaned by brushes with warm water (customer provides water heater).
- Water on eggs will be swept off by the drying brushes, meanwhile the eggs themselves are dried by the drying fan system. The drying rate can reach up to 95% depending on the environmental humidity.

Model	EW2A
Product code	EW2A
Capacity	10,000 eggs/hour
Power	10.8kw, 50HZ
Voltage*	380V-415V, 3-phase
Dimension (L*W*H)	7.8*2.8*2 M
Net weight	800 kg
Gross weight	1350 kg
Function	Vacuum egg lifter, accumulator, candling booth, sanitizer sprayer, washing, drying and optional egg printer and manual collection conveyor



## EW2B Egg washer

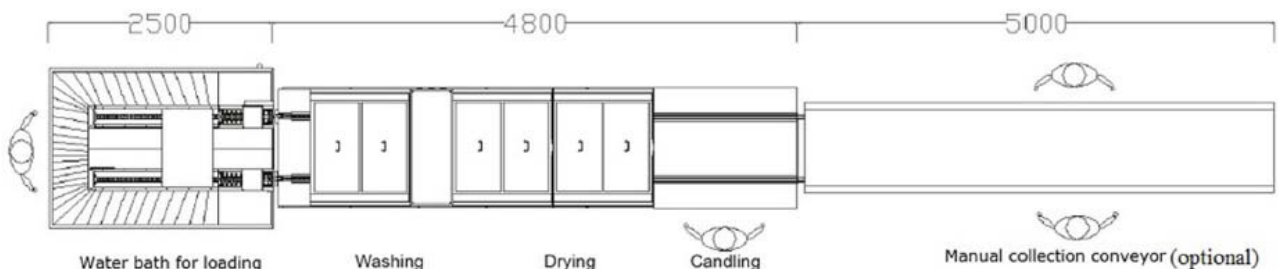
## Egg Washer

## Egg Machines



- Made of strong stainless steel for great durability and hygiene.
- Includes water bath with double lines loading, washing, drying, candling, and optional manual collection conveyor with capacity of 20000 eggs/hour.
- Suitable for pre-washing before separating chicken eggs or cleaning and drying duck eggs.
- Pour the whole tray or box of eggs into the water bath and the eggs will be transported into double line washing system that follows the conveyors. This loading method not only saves time but also minimizes egg cracks by using buoyancy. Plus, eggs are easier to wash as well after running through a water bath.
- The eggs are cleaned by brushes with warm water (customer provides water eater).
- Water on eggs will be swept off by the drying brushes, meanwhile the eggs themselves are dried by the drying fan system. The drying rate can reach up to 95% depending on the environmental humidity.

Product code	EW2B
Model	EW2B
Capacity	20,000 eggs/hour
Material	Stainless steel
Power	21.37 KW, 50 HZ
Voltage*	380V-415V, 3-phase
Dimension (L*W*H)	7.3*1.7*1.1 M
Net weight	950 kg
Gross weight	1550 kg
Function	Water bath with double line loading, washing, drying, candling, and optional manual collection conveyor.



**EW3A Egg washer**

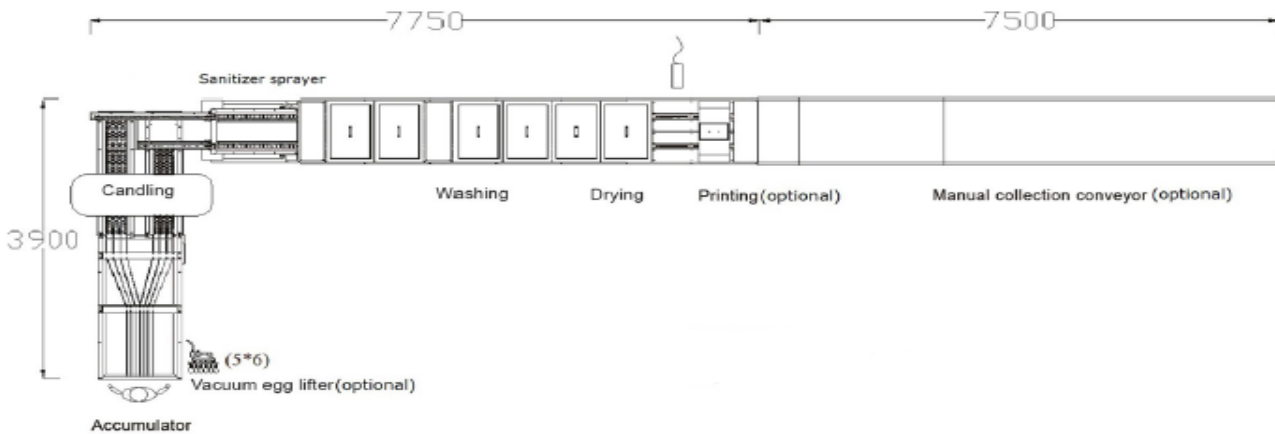
**Egg Washer**

**Egg Machines**



- Made of strong stainless steel for great durability and hygiene.
- Includes accumulator, candling booth, sanitizer sprayer, washing, drying and the optional choices of the vacuum egg lifter, egg printer and manual collection conveyor with a capacity of 20000 eggs/hour.
- Eggs can be loaded by the rod conveyor connecting to the chicken shed or loaded by vacuum egg lifter onto the accumulator.
- When eggs pass through the candling booth with the candling cover and mirror, the cracked, dirty or other unqualified eggs can be inspected through LED light and be picked out manually. Then the accumulator will send the eggs towards to the egg washing system.
- The sanitizer sprayer sprays sanitizer or detergent (customer provides) onto eggs automatically for food security purpose. The eggs are cleaned by brushes with warm water (customer provides water heater).
- Water on eggs will be swept off by the drying brushes, meanwhile the eggs themselves are dried by the drying fan system. The drying rate can reach up to 95% depending on the environmental humidity.

Model	EW3A	Voltage*	380V-415V, 3-phase
Product code	EW3A	Dimension (L*W*H)	7.75*3.9*2 M
Capacity	20,000 eggs/hour	Net weight	1050 kg
Power	21.47 KW, 50 Hz	Gross weight	1750 kg
Function	Accumulator, candling booth, sanitizer sprayer, washing, drying, and optional vacuum egg lifter, egg printer and manual collection conveyor		





**EW3B Egg washer**

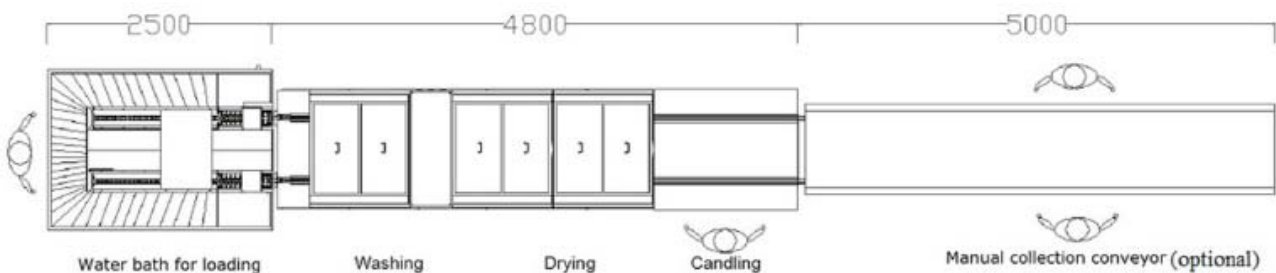
**Egg Washer**


**Egg Machines**



- Made of strong stainless steel for great durability and hygiene.
- Includes water bath with double lines loading, washing, drying, candling, and optional manual collection conveyor with capacity of 20000 eggs/hour.
- Suitable for pre-washing before separating chicken eggs or cleaning and drying duck eggs.
- Pour the whole tray or box of eggs into the water bath and the eggs will be transported into double line washing system that follows the conveyors. This loading method not only saves time but also minimizes egg cracks by using buoyancy. Plus, eggs are easier to wash as well after running through a water bath.
- The eggs will be cleaned by brushes and warm water (customer provides water heater).
- Water on eggs will be swept off by the drying brushes, meanwhile the eggs themselves are dried by the drying fan system.
- The drying rate can reach up to 95% depending on the environmental humidity.

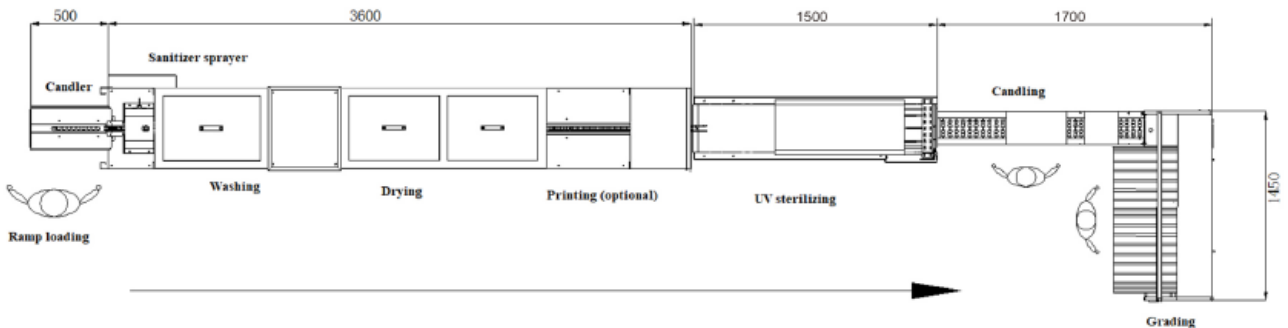
Product code	EW3B
Model	EW3B
Capacity	20,000 eggs/hour
Material	Stainless steel
Power	21.37 KW, 50 HZ
Voltage*	380V-415V, 3-phase
Dimension (L*W*H)	7.3*1.7*1.1 M
Net weight	950 kg
Gross weight	1550 kg
Function	Water bath with double line loading, washing, drying, candling, and optional manual collection conveyor.





- Made of strong stainless steel for great durability and hygiene.
- Includes ramp loading, candler, sanitizer sprayer, washing, drying, UV sterilizing, grading & candling and optional egg printer with capacity of 3000 egg/hour.
- Can be installed either in a straight line, or in a right angle.

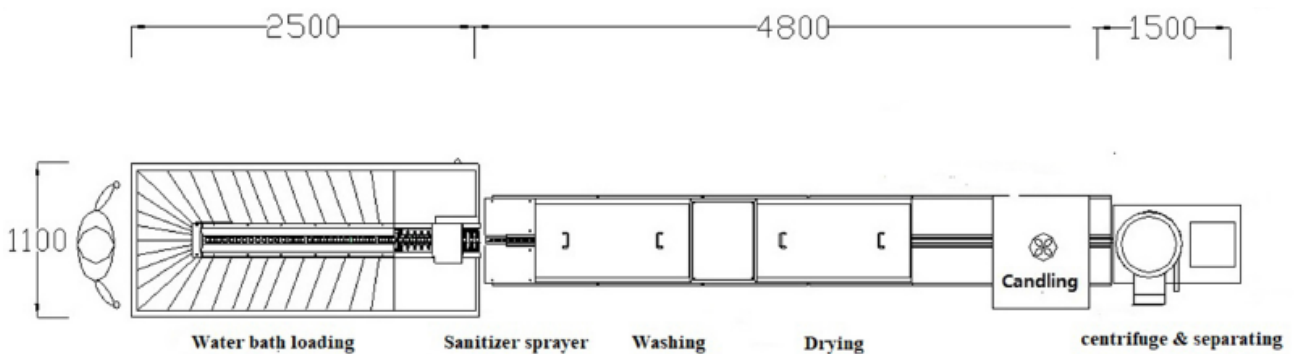
Model	EPL0A
Product code	EPL0A
Capacity	3,000 eggs/hour
Power	6.3 kw, 50Hz
Voltage*	220V-240V, Single phase/ 380V-415V, 3-phase
Dimension (L* W* H)	7.3*1.57*2 M
Net weight	800 kg
Gross weight	1150 kg
Function	Ramp loading, candler, sanitizer sprayer, washing, drying, UV sterilizing, grading & candling and optional egg printer





- Made of strong stainless steel for great durability and hygiene that meets food safety and food processing requirements.
- Includes ramp loading, candler, sanitizer sprayer, washing, drying, UV sterilizing, grading & candling and optional egg printer with capacity of 10000 egg/hour.
- Pre-washing and drying before egg separating for food-security purpose.

Model	EPL0C
Product code	EPL0C
Capacity	10,000 eggs/hour
Power	10.2 KW, 50HZ
Voltage*	380V-415V, 3-phase
Dimension (L* W* H)	8.8 × 1.1 × 2 M
Net weight	550 kg
Gross weight	850 kg
Function	Water bath loading, sanitizer sprayer, washing, drying, candling and centrifuge (separating egg liquid from egg shell)



## EPL1A Egg processing line

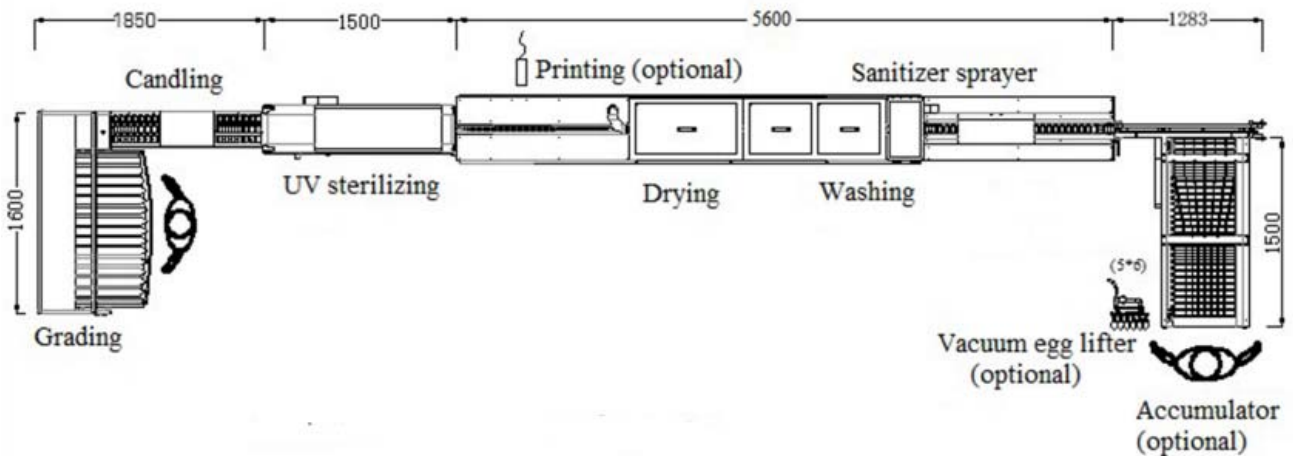
## Egg Processing Line

## Egg Machines



Model	EPL1A
Product code	EPL1A
Capacity	5,000 eggs/hour
Power	9.2kw,50Hz
Voltage*	380V-415V, 3-phase
Dimension (L*W*H)	9.0*1.7 *1.5 M
Net weight	900 kg
Gross weight	1450 kg
Function	Sanitizer sprayer, washing, drying, UV sterilizing, grading & candling and optional vacuum egg lifter, accumulator and egg printer

- Made of strong stainless steel for great durability and hygiene that meets food safety and food processing requirements.
- EPL1A egg processing line is comprised of egg washer, conveyor, egg grader and optional vacuum egg lifter, accumulator and egg printer.
- Includes vacuum egg lifter, accumulator, sanitizer sprayer, washing, drying, printing, UV sterilizing, grading & candling all in one line with capacity of 5000 egg/hour.
- Can be installed in a straight line, a right hand turn or a left hand turn depending on the space in your shed.



## EPL2A Egg processing line

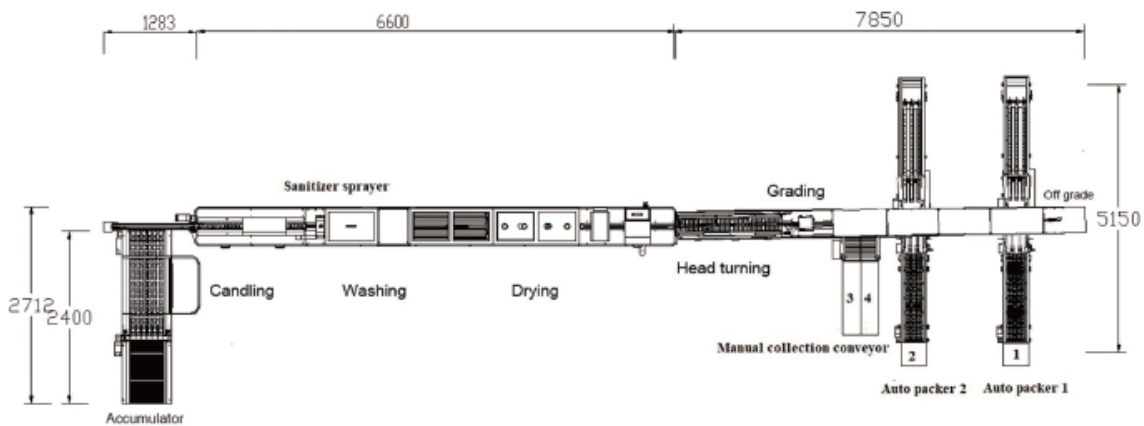
## Egg Processing Line

## Egg Machines



- Made of strong stainless steel for great durability and hygiene that meets food safety and food processing requirements.
- EPL2A egg processing line is comprised of egg washer, conveyor, egg grader and optional vacuum egg lifter, accumulator and egg printer.
- Includes vacuum egg lifter, accumulator, sanitizer sprayer, washing, drying, printing, UV sterilizing, grading & candling all in one line with capacity of 10000 egg/hour.
- The auto-packer can pack eggs into the 10,12,15,18,20,24, and 30 egg trays (cartons) automatically.
- Equipped with colour touchscreen PLC and self-diagnose grading system and can sort eggs into 4 grades with accuracy  $\pm 1g$ .

Model	EPL2A
Product Code	EPL2A
Capacity	10,000 eggs/hour
Power	14.3 kw, 50HZ
Voltage*	380V-415V, 3-phase
Dimension (L*W*H)	15.7*6.0*2 M
Net weight	1500 kg
Gross weight	2150 kg
Function	Vacuum egg lifter, accumulator, candling booth, sanitizer sprayer, washing, drying, head turning, grading & counting, auto-packer, manual collection conveyor and optional egg printer



## EPL2AS Egg processing line

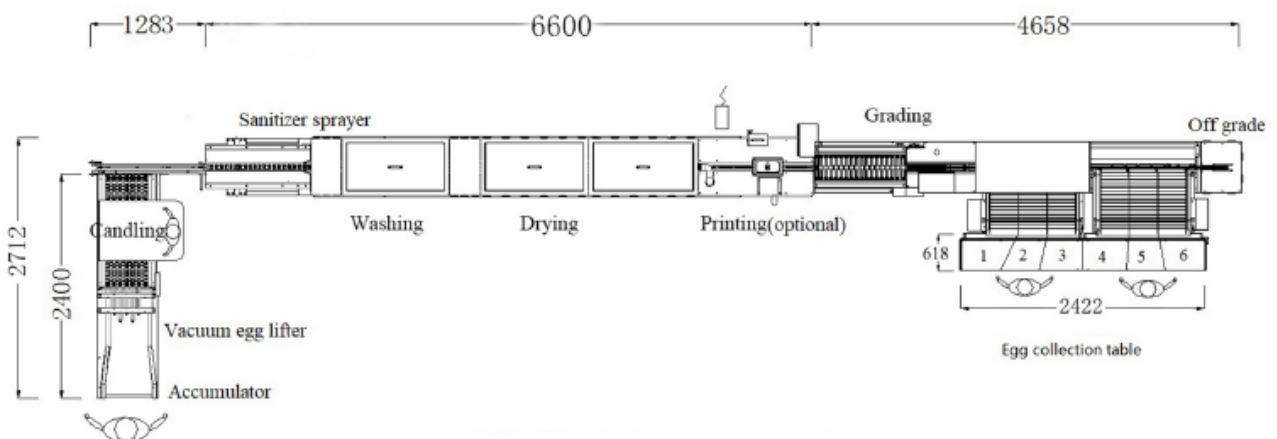
## Egg Processing Line

## Egg Machines



- Made of strong stainless steel for great durability and hygiene that meets food safety and food processing requirements.
- EPL2AS egg processing line is comprised of egg washer, conveyor, egg grader and optional vacuum egg lifter, accumulator and egg printer.
- Includes vacuum egg lifter, accumulator, sanitizer sprayer, washing, drying, printing, UV sterilizing, grading & candling all in one line with capacity of 10000 egg/hour.
- The egg washer is equipped with a sanitizer sprayer and a brush washing & dry system that makes sure the processed eggs meets food safety requirement.
- Equipped with colour touchscreen PLC and self-diagnose grading system and can sort eggs into 6 grades with accuracy  $\pm 1g$ .

Model	EPL2AS
Product code	EPL2AS
Capacity	10,000 eggs/hour
Power	12 KW, 50HZ
Voltage*	380V-415V, 3-phase
Dimension (L*W*H)	12.5*2.7 *2 M
Net weight	1200 kg
Gross weight	1850 kg
Function	Vacuum egg lifter, accumulator, candling booth, sanitizer sprayer, washing, drying, grading & counting, manual collection table and optional egg printer



## EPL2B Duck egg processing line

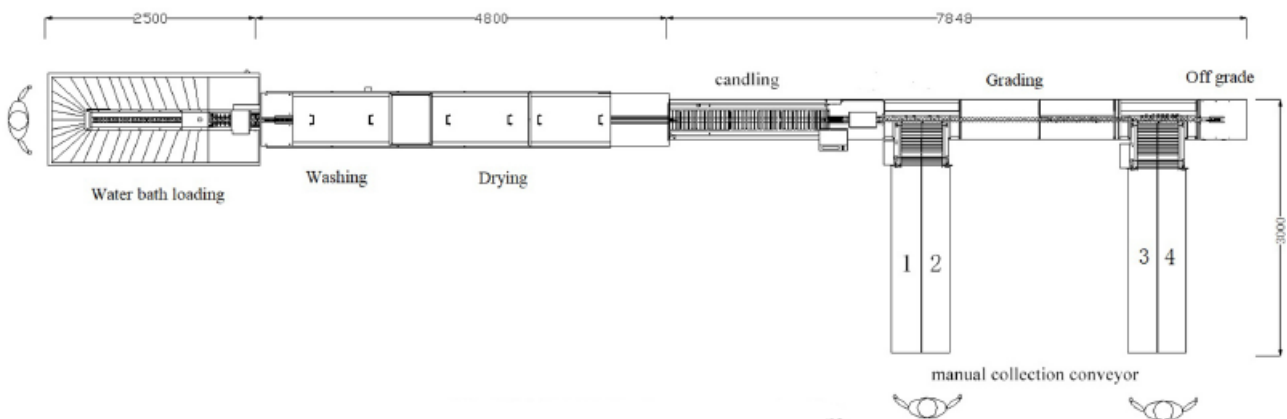
## Egg Processing Line

## Egg Machines



- Made of strong stainless steel for great durability and hygiene that meets food safety and food processing requirements.
- EPL2B duck egg processing line is comprised of egg washer, conveyor.
- Includes water bath loading, washing, drying, candling, grading & counting and manual collection conveyor all in one line with capacity of 10000 egg/hour.
- This loading method of the egg washer not only saves time but also minimizes egg cracks by using buoyancy.
- Equipped with colour touchscreen PLC and self-diagnose grading system and can sort eggs into 4 grades with accuracy  $\pm 1g$ .

Model	EPL2B
Product code	EPL2B
Capacity	10,000 eggs/hour
Power	12.2 KW, 50HZ
Voltage*	380V-415V, 3-phase
Dimension (L*W*H)	15.1*3*2 M
Net weight	700kg
Gross weight	1350 kg
Function	Water bath loading, washing, drying, candling, grading & counting and manual collection conveyor





- Made of strong stainless steel for great durability and hygiene.
- ES0 is a semi-automatic centrifugal egg breaker, it produces fresh whole egg liquid with capacity of 20000 eggs/hour.
- After filling the machine with eggs, it breaks the eggs and the fresh egg liquid is transported into a placed container. Meanwhile, the eggshells are crushed, greatly reducing their volume
- An inner sieve made of a perforated welded plate ensures an efficient filtering of centrifuged egg liquid, the machine retrieves the egg liquid from the crushed shells, therefore minimizing the amount of wasted product.
- ES0 centrifugal egg breaker is suitable for egg farmers and other egg processing factories
- Washing eggs before breaking is essential to meet food safety standard and ensure the best quality. The ES0 centrifugal egg breaker also can be paired with egg washer to build up egg processing line with capacity of 10000 eggs/hour.

Commodity	Centrifugal egg breaker
Product code	ES0
Model	ES0
Capacity	20,000 eggs/hour
Material	Stainless steel
Power	5.5KW
Voltage	380V,50HZ,three - phase
Dimension (L*W*H)	1.8 * 0.68 * 1.15 M
Function	Centrifugal egg breaking





- Made of stainless steel for great durability and hygiene.
- ES1A egg breaker is designed for breaking eggs, separating egg yolks, egg whites and eggshells with a capacity of 3000 eggs/hour.
- ES1A egg breaker is comprised of a feeding conveyor, a spinning plate equipped 5 robotic arms with special knives and an egg yolk & white separating trough.
- Workers need to only place the eggs onto the feeding conveyor, the conveyor sends eggs to the robotic arms, the arms will catch any rolling eggs and cut the shell with special knives.
- The full egg liquids will flow into the trough, where the egg whites will be separated from the egg yolks.
- Has a compact structure and less storage space, it is equipped with 5 locking casters on the bottom to allow for easier movement.

Model	ES1A
Product code	ES1A
Capacity	3,000 eggs/hour
Power	90W, 50HZ
Voltage	220-240V, Single phase
Dimension (L*W*H)	1.38*0.85*1.18 M
Function	Egg breaking, egg yolk separating from egg white



- Made of stainless steel for great durability and hygiene.
- ES1B egg breaker is designed to break eggs and separate yolks and egg whites in a maximum capacity of 8000 eggs/hour.
- ES1B egg breaker is comprised of a feeding conveyor, a spinning plate equipped 18 robotic arms with blades, 18 spoons for yolks, and 18 spoons for egg whites.
- The separator is equipped with an auto feeding system, meaning users only need to place the eggs on the feeding conveyor, and the robotic arms will catch the eggs sent from the feeding line
- Eggs will then be broken by the robotic arms, and the liquids will flow to the yolk spoons. Egg whites will be dropped by the spoons onto spoons in the lower level through a continuous vibration.
- The spinning and vibrating process only lasts for 4/5 round, and egg white spoons and yolk spoons will pour egg whites and yolks into corresponding containers. Eggshells are disposed during the last 1/5 round and starts a new round.
- ES1B egg breaker can be used offline, or also can be connected with the egg washer to set up a liquid egg processing line with capacity of 8000 eggs/hour.



Commodity	Egg breaker & separator
Product code	ES1B
Model	ES1B
Capacity	8,000 eggs/hour
Power	400W, 50HZ
Voltage	220-240V, Single phase
Dimension (L*W*H)	3 * 1.13 * 1.4 M
Function	Egg breaking, egg yolk separating from egg white



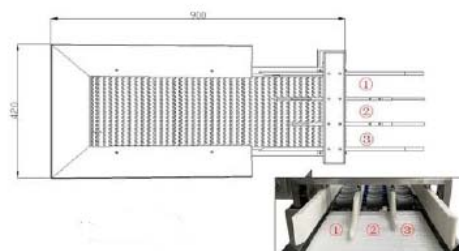
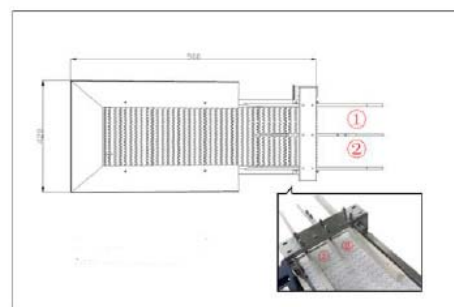
- Designed to transfer eggs from trays onto machines or from machines onto trays.
- EL2 vacuum egg lifter includes a handle with 30 suction cups, an elastic air pipe and motor.
- The elastic air pipe can allow easier egg loading.
- Equipped with locking casters which makes it easier to move.

Model	EL2	Voltage	220-240V, Single phase
Product code	EL2	Net weight	20 kg
Power	550W, 50HZ,2.5A	Gross weight	30 kg
Dimension (L* W* H)	330*312*400 mm	Function	Egg lifting & loading



- EL4A accumulator is specially designed for egg loading,it can be attached with the egg grader.
- You can load 30 eggs at a time onto the 604A accumulator if you have the vacuum egg lifter.
- Through the accumulator, eggs are divided into 2 lines and transferred into the egg grader or separated into 3lines and transferred into the egg grader.
- Has a compact structure and occupies minimal space.


Model	EL4A
Product code	EL4A
Power	90W,50HZ
Voltage*	220V-240V,Single phase
Dimension (L*W*H)	0.9*0.24*1M
Net weight	40 kg
Gross weight	80 kg
Function	Accumulator





- EL4B conveyor includes a belt conveyor and UV light sterilizing.
- The UV sterilizing system can sanitize egg shells for maximum food security. When you open the UV light cover, the UV light will be switched off automatically for eye protection.
- Equipped with a speed control panel, which allows the conveyor to match various egg grader and egg washer.
- You can connect egg washer with the egg grader through the conveyor. Eggs coming from the egg washer are separated into 2 lines and then transferred into the egg grader or separated into 3 lines and transferred into the egg grader.

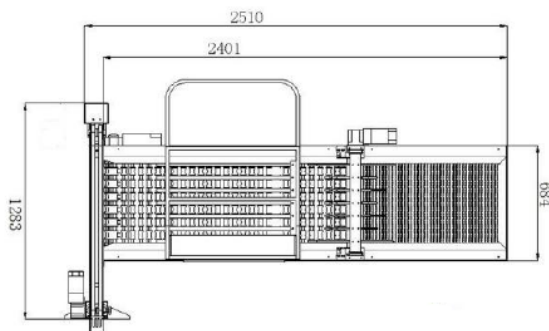
Model	EL4B
Product code	EL4B
Power	218W, 50HZ
Voltage	220V-240V, Single phase
Dimension (L*W*H)	1.5*0.38*1.3 M
Net weight	70 kg
Gross weight	150 kg
Function	Accumulator & UV & Transition





- Made of strong stainless steel for great durability and hygiene.
- EL5A accumulator Includes the belt & roller, candling booth and orientator.
- The belt, roller and orientator all have speed controllers to achieve optimal feeding rate.
- The shaker between the belt and roller ensures that eggs are even distributed to all lanes and minimizes the amount of double eggs on rollers.
- The candling booth on the 6 row rollers are equipped with a candling cover and mirror to reinforce the candling result.
- The orientator directs 6 lines of eggs into 1 line and transports them to the single conveyor egg washer or egg grader.

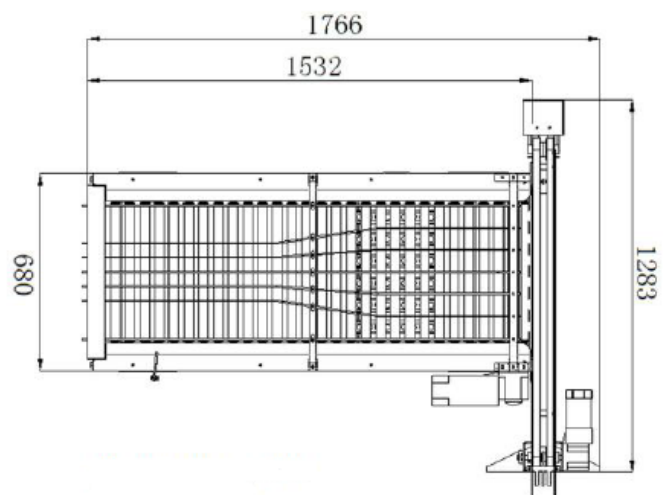
Model	EL5A
Product code	EL5A
Power	518W, 50HZ
Voltage*	220V-240V, Single phase
Dimension (L*W*H)	2.51*1.28*2 M
Net weight	250 kg
Gross weight	350 kg
Function	Accumulator & candling booth & orientator





- Made of strong stainless steel for great durability and hygiene.
- ES5G accumulator is equipped with big silicone rollers that have guide lines to make sure eggs stay in 6 lines.
- The belt, roller and orientator all have speed controllers to achieve optimal feeding rate.
- ES5G accumulator is equipped with a single row orientator which can direct 6 lines of eggs into 1 line. Then it can transfer the eggs onto the single row conveyor of an egg washer or egg grade.
- You can improve egg loading with the vacuum egg lifter. Loading 30 eggs on the accumulator at one time.

Model	EL5G
Product code	EL5G
Power	200W, 50HZ
Voltage	220V-240V, Single phase
Dimension (L*W*H)	1.6*1.2*1.3 M
Net weight	100 kg
Gross weight	200 kg
Function	Accumulator & Orientator





## **Hispeed Group Inc.**

**Address:** Weifang City, Shandong Province, China

**Tel/Whatsapp/Wechat:** +86-18005365375

**E-mail:** sales@headsupplier.com

**Web:** www.headsupplier.com